

How is advanced melanoma treated in the Public Health System in Brazil: a call for change.

Como o melanoma avançado é tratado no Sistema Público de Saúde no Brasil: um pedido de mudança.

Rafael Aliosha Kaliks¹ , Andre Marques Santos², Tiago Farina Matos³, Luciana Holtz³.

ABSTRACT

Introduction: Treatment of advanced melanoma has been revolutionized in the last decade. The adoption of new treatments is necessary in order to offer significantly longer survival. **Objective:** To evaluate how patients are being treated for advanced melanoma at the Public Health System in Brazil. **Methods:** We evaluated the Authorization of Ambulatory Care Procedure (APAC) related to all patients treated for advanced melanoma between January 2015 and December 2017. We grouped treatments according to their reported efficacy as being inadequate, minimally effective, moderately effective or effective treatments. We evaluated treatments given according to the efficacy, variety of treatments in first line and duration of overall treatment. **Results:** We analyzed 10,843 APACs, related to the treatment of 4,338 patients. Patients were 57% male, 43% female, 72% were older than 50 years of age. The median number of APACs filled per patient was 2 (ranging from 1 to 15). The mean of different types of treatment prescribed to individual patients was 1.22 (1 - 5). We identified 19 different treatment protocols used as first line, of which 11 consisted of single drug and 8 of drug combinations. Over the two-year period, 3,097 (88%) and 281 (8%) patients initiated treatment with a minimally effective or moderately effective regimen, respectively. Only 0.4% of patients initiated their treatment with an effective therapy. The average length on any treatment was six months. **Conclusion:** More than 98% of patients treated between 2015 and 2017 for advanced melanoma at the Public Health System in Brazil received minimally effective treatments.

Keywords: Melanoma; Combined modality therapy; Health systems; Unified health system; Neoplasm metastasis.

1. Hospital Israelita Albert Einstein, Medical Oncology - São Paulo - SP - Brazil.

2. CliqueSUS, Scientific - São Paulo - SP - Brazil.

3. Instituto Oncoguia, Institute - São Paulo - SP - Brazil.

Financial support: none to declare.

Conflicts of interest: The authors declare no conflict of interest relevant to this manuscript.

Correspondence author: Rafael Aliosha Kaliks, Hospital Israelita Albert Einstein, Medical Oncology - São Paulo - SP - Brazil.

Av. Albert Einstein, 627 - Jardim Leonor, São Paulo, SP, Brazil. Zip code: 05652-900.

E-mail: rkaliks@gmail.com

Received on: June 1, 2019 | **Accepted on:** July 21, 2019

DOI: 10.5935/2526-8732.20190020

RESUMO

Introdução: O tratamento do melanoma avançado foi revolucionado na última década. A adoção de novos tratamentos é necessária para oferecer uma sobrevivência significativamente maior. **Objetivo:** Avaliar como os pacientes estão sendo tratados para o melanoma avançado no Sistema Público de Saúde no Brasil. **Métodos:** Avaliamos a Autorização do Procedimento de Assistência Ambulatorial (APAC) relacionada a todos os pacientes tratados para o melanoma avançado, entre janeiro de 2015 e dezembro de 2017. Nós agrupamos o tratamento de acordo com a eficácia relatada, como sendo: inadequada, minimamente eficaz, moderadamente eficaz. Avaliamos tratamentos administrados de acordo com a eficácia, variedade na primeira linha de tratamentos e duração do tratamento no geral. **Resultados:** Foram analisadas 10.843 APACs relacionadas ao tratamento de 4.338 pacientes. Os pacientes eram 57% homens, 43% mulheres, 72% tinham mais de 50 anos de idade. A mediana do número de APACs preenchidos por paciente foi de 2 (variando de 1 a 15). A média dos diferentes tipos de tratamento prescritos para pacientes individuais foi de 1,22 (1 - 5). Identificamos 19 diferentes protocolos de tratamento usados como primeira linha, dos quais 11 consistiam de drogas simples e 8 combinações de drogas. No período de dois anos, 3.097 (88%) e 281 (8%) pacientes iniciaram o tratamento com um regime minimamente eficaz ou moderadamente eficaz, respectivamente. Apenas 0,4% dos pacientes iniciaram o tratamento com uma terapia eficaz. A duração média de qualquer tratamento foi de seis meses. **Conclusão:** Mais de 98% dos pacientes tratados, entre 2015 e 2017, receberam tratamentos minimamente efetivos para melanoma avançado no Sistema Público de Saúde no Brasil.

Descritores: Melanoma; Terapia de modalidade combinada; Sistemas de saúde; Sistema único de saúde; Metástase neoplásica.

INTRODUCTION

Treatment of advanced melanoma has undergone a revolution over the last decade. Immunotherapy with high-dose interleukin-2 (IL-2)⁽¹⁾ and traditional chemotherapy agents with minimal if any activity have been replaced by targeted therapies such as *BRAF* and *MEK* inhibitors,⁽²⁻⁴⁾ and more recently, by modern immunotherapies which work through checkpoint inhibition.⁽⁵⁻¹⁰⁾ Although both targeted therapies as well as checkpoint inhibitors have already been registered by the Brazilian regulatory agency (Agência Nacional de Vigilância Sanitária – ANVISA),⁽¹¹⁻¹⁴⁾ these medications are still not used in the Public Health System (Sistema Único de Saúde – SUS). In order to be offered at SUS, local rules require an additional approval of any medication by the National Commission for Incorporation of Technology (Comissão Nacional de Incorporação de Tecnologia – CONITEC).

Considering that the treatment of any patient at a public oncology treatment center is reimbursed by the Ministry of Health (MH) according to the so-called Authorization of Ambulatory Care Procedure

(Autorização de Procedimento Ambulatorial – APAC), which is a document where the diagnosis and the proposed treatment regimen are recorded, it is expected that the vast majority of patients with advanced melanoma treated at one of such facilities would receive a treatment which has its financial cost covered based on the APAC.

Each APAC (which is valid for up to three months and forwarded by the oncology treatment center to the MH) has a prespecified corresponding monetary value, dependent on the diagnosis and the line of treatment (first line, second line, etc.), and this value is transferred to the treatment center periodically. Although there are a few exceptions where the MH buys and then distributes the medication (such as is the case with imatinib for chronic myelogenous leukemia or trastuzumab for breast cancer), this does not apply to any melanoma treatments. Therefore, we assumed that evaluating all the APACs related to the diagnosis of advanced melanoma for which the MH reimbursed the oncology treatment centers for, would give an accurate picture of how melanoma is treated at SUS.

OBJECTIVES

To undertake an exploratory analysis of the patients with advanced melanoma and the treatment they received at SUS between the years 2015 and 2017.

METHODS

We evaluated the data available at DATASUS,⁽¹⁵⁾ which were originated from the Ambulatory Chemotherapy Information Systems – SUS (SIA/SUS). In order to retrieve

the data, we used the International Classification of Diseases C43 (the ICD for melanoma) and the period comprised between January 2015 and December 2017. We used the software *TabWin* to perform the first search and filtered the data according to the selected ICD C43 code. The data were then imported into the *SQL Server* and processed using *SQL Server Management Studio v17.6*. Normalization algorithms were applied in order to enrich for fields that had codes only (such as sex, procedure, hospital name). We then applied *SQL* queries to reach the data presented here.

Different treatments were initially grouped based on the name of the protocol or the names of the medications that were recorded in the APACs. These were then reviewed in order to be correctly assigned to treatment groups related to different levels of efficacy, as described below. We excluded those APACs that recorded ICD C43 but were related to

supportive medications (such as bisphosphonates for bone metastasis or pain medications). We then classified all drugs or drug combinations as being inadequate, minimally effective, moderately effective or effective treatments (Table 1). In order to build such classification system, we considered as inadequate any treatment containing a drug with no reported activity in melanoma and as minimally effective those treatments with reported overall response rates (ORR) < 10% and with no impact on progression free survival (PFS) or overall survival (OS). Those classified as moderately effective comprised combination chemotherapies or chemo-immunotherapy with reported ORR > 10% and/or prolongation of PFS or OS. Those classified as effective comprised modern targeted therapies and checkpoint inhibitors, both known to induce significant ORR and gains in PFS and OS, and considered current standard of care internationally.

Table 1. Treatment Efficacy

	Drug	Drug combinations
Effective	Vemurafenib Ipilimumab Pembrolizumab Nivolumab High dose Interleukin	
Moderately effective		Platinum + Taxane + DTIC Platinum + vinca alkaloid Platinum + vinca alkaloid + DTIC Platinum + vinca alkaloid + BCNU Platinum + BCNU or CCNU DTIC + vinca alkaloid Platinum + Taxane + IFN Platinum + Vinblastine + DTIC + IFN
Minimally effective	Interferon Dacarbazin (DTIC) Cis or Carboplatin Carmustin (BCNU) Lomustin (CCNU) Temozolomide Tamoxifen Vincristin Taxol or Docetaxel	
Inadequate	Etoposide Ifosfamide Gemcitabin 5FU Metotrexate Irinotecan Doxorubicin Cyclophosphamide	Any combination with inadequate drugs

RESULTS

We initially identified 13,187 APACs related to the treatment of melanoma. Of these, we excluded 2,344, which were related to either some systemic treatment for stage III melanoma or supportive medications. We ended up analyzing 10,843 APACs, related to the treatment of metastatic melanoma of 4,338 patients treated between January 2015 and December 2017. The monthly number of patients on treatment varied from 744 to 835 and was relatively stable over these two years (Figure 1), with a mean of 786 patients on treatment per month. Patients were 57% male, 43% female, 72% were older than 50 years of age, and the most prevalent age group was 61 for males and 65 for females (Figure 2). The median number of APACs filled per patient was 2 (ranging from 1 to 15, with the caveat that each APAC can last for up to three months). The mean of different types of treatment prescribed to individual patients was 1.22 (1-5).

We identified 19 different treatment protocols used as first line, of which 11 consisted of single drug and 8 of drug combinations. Over the two-year period (and excluding those who were already on some treatment in January 2015), 3,097 (88%) and 281 (8%) patients initiated treatment with a minimally effective or moderately effective regimen, respectively (Figure 3). Only 0.4% of patients initiated their treatment with an effective therapy. If we analyze all 10,843 APACs, the distribution of treatments according to efficacy is as shown in Figure 4. The total amount spent by the MH on these treatments was R\$26 million (equivalent to U\$7,02 million, an average of U\$1,600/patient). Among those who initiated and stopped treatment within the two-year period, the average length on any treatment was six months, varying from three months

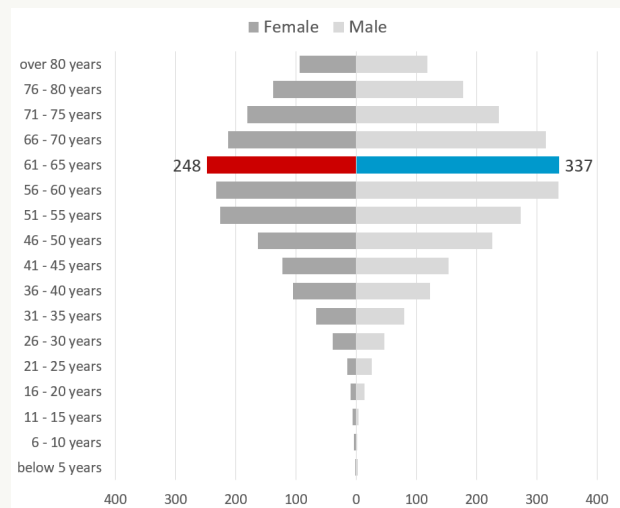


Figure 2. Age distribution.

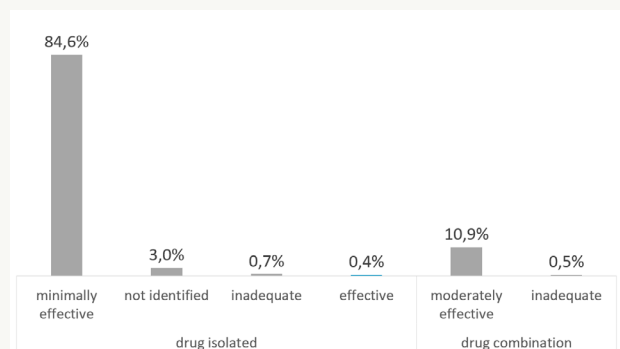


Figure 3. Distribution of treatments by type and efficacy.

in the states of Acre and Roraima to 9 months in the state of Alagoas. Figure 5 shows the distribution of the duration of therapy, with most patients treating the disease for up to six months.

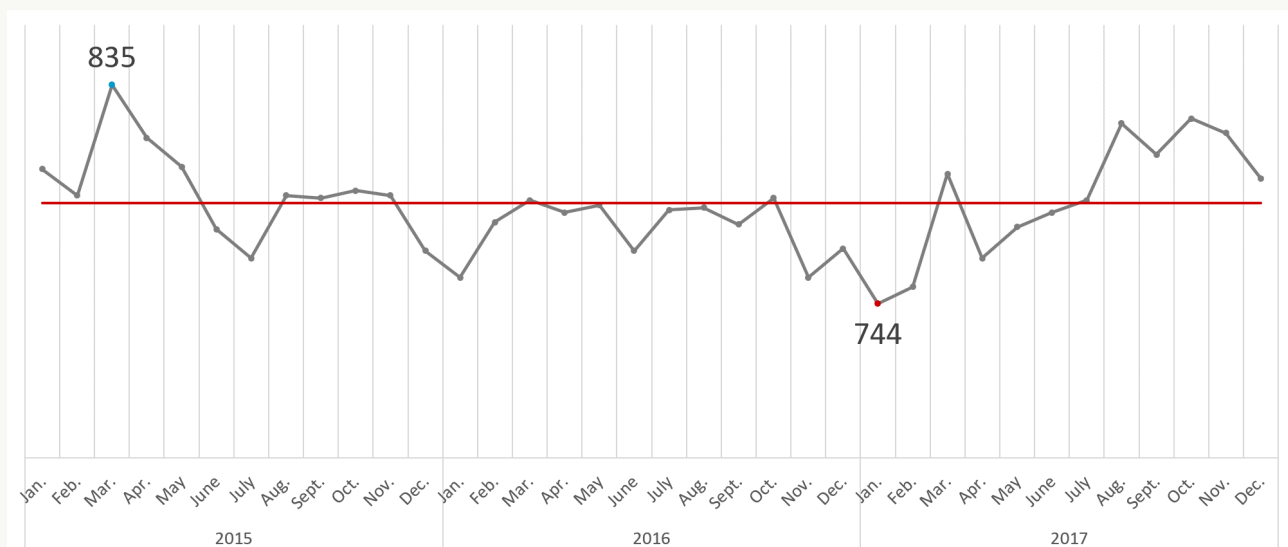


Figure 1. Patients on treatment.

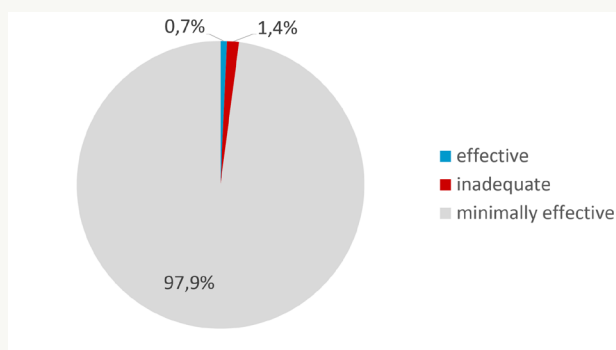


Figure 4. Treatment by efficacy.

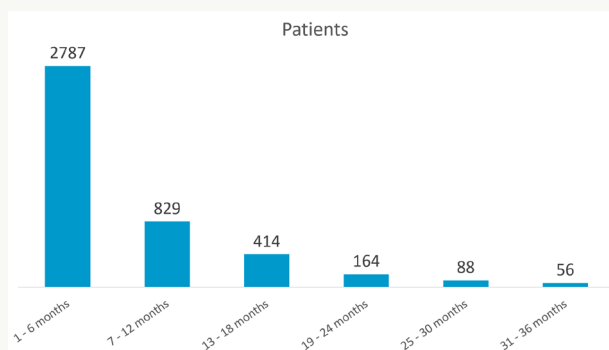


Figure 5. Duration of treatment.

DISCUSSION

Our investigation allows us to evaluate the different types of treatments prescribed to patients at public oncology treatment centers and reimbursed by the MH in Brazil. It clearly documents a fairly short duration of treatment of less than six months, which is in line with historical duration of ineffective therapies for metastatic melanoma such as dacarbazine. We found a significant difference in length of treatment duration between different states in the country, which will have to be better investigated. Since more than 98% of treatments consist of minimally effective or at best moderately effective therapies, it comes as no surprise that the mean duration of treatment is so short.

We draw attention to the 19 possible first assigned treatment regimens, indicating a lack of standard. Indeed, the Ministry of Health does not impose any guidelines for cancer treatment. Instead, one of its divisions, the so-called *Secretaria de Assistência à Saúde* – SAS) publishes periodically Directives for Diagnosis and Treatment (Diretrizes de Diagnóstico e Tratamento – DDTs), with a review of the disease and suggestions as to which are recommended treatment options. The last DDT for melanoma was published in 2013 (one year after vemurafenib and the same year ipilimumab were registered in Brazil) and recommended essentially treatment with dacarbazine,⁽¹⁶⁾ largely considered minimally if effective at all. The DDT actually recommends against the use of vemurafenib or ipilimumab due to “lack of sufficient evidence” at the time, and has not been revised since.

One criticism to our data consists of the fact that patients may have received other treatments than those recorded in the APACs and submitted to the MH for reimbursement, and therefore would not be identified in our analysis. This would be possible if the specific treatment center had a different source of financing such as the state department of health, philanthropic financing or if the patient filed and won a lawsuit in order to receive modern therapy. Although we acknowledge this possibility, we believe it would

only be pertinent to a small minority of patients being treated at SUS, where most treatment centers only administer treatments that are reimbursed by the MH. Regarding the length of 5 months on therapy, this is in line with what used to be reported when dacarbazine or dacarbazine combinations were used.⁽¹⁷⁾ This must be compared in the context of current standard with nivolumab and ipilimumab as first line therapy, achieving PFS of 11.5 months and median OS at 48 months still not reached.⁽¹⁸⁾ Predefining a monetary value of reimbursement based on diagnosis and line of therapy, without a periodic reevaluation of the new and significantly more effective treatments and its costs, represents a massive obstacle to the incorporation of modern therapies at the Public Health System in Brazil. On the other hand, the inexistence of mandatory guidelines allows for significant heterogeneity of treatments within the Public Health System,⁽¹⁹⁾ which leads to patient migration within the system, lawsuits in order to obtain better medicines and poor patient outcome.

Medical oncologists prescribing treatment for advanced melanoma face an ethical dilemma by being forced to prescribe minimally effective therapies in order to preserve financial viability of the treatment center, while the MH dodges responsibility by publishing DDTs that are rarely updated and not a mandatory guideline to begin with. Advanced melanoma constitutes the prime example of cancer where the massive advance in knowledge and new and effective treatment options have widened the gap of life expectancy between those patients treated in the Private Health System *versus* at the Public Health System.

Currently, based on the monthly reimbursement of the APAC related to systemic therapy for melanoma, the MH spends R\$1,080 (approximately U\$270) for every month/patient. The average of U\$1,600/patient spent by the MH (as described before) over the course of the whole systemic treatment certainly would not suffice to offer modern treatments. As an example, if a 70kg patient were to be treated in the Public Health System with current pricing of nivolumab (the MH has a mandatory 20% discount off the market price, before any negotiations), it would

cost R\$28,300/month (approximately U\$7,250). If ipilimumab were to be used for four cycles, each cycle would cost R\$70,900 (U\$18,200). Other checkpoint inhibitors approved for the treatment of advanced melanoma would cost about the same magnitude.

There are precedents in the Brazilian Public Health System where very high discounts have been negotiated in order to offer modern hepatitis C treatment and trastuzumab to patients with HER2-positive breast cancer, and most certainly, a model of risk sharing should be negotiated with the pharma industry. The same way physicians have a moral

obligation to offer the best possible treatment, pharma industry should undertake a significant effort in order to make life changing medications available worldwide. There is an urgent need for new models of payment based on performance, rather than the traditional price/volume model of negotiation. At a time when the most effective systemic therapies consist of dual checkpoint inhibitors or combined *BRAF-MEK* inhibition at an enormous cost, we believe a good start would be to offer single-agent checkpoint inhibitor (anti-PD1/PDL1 inhibitor) or alternatively a *BRAF* protein kinase inhibitor to those with *V/K600E* mutation, on a risk sharing model as a pilot for oncology treatments.

CONCLUSION

Based on the analysis of 4,338 patients with advanced melanoma treated between 2015 and 2017 in the Brazilian Public Health System, we estimate that more than 98% of treatments were minimally effective, and not surprisingly, patients

were treated for less than six months overall. The median duration of treatment was expectedly short, and the variety of first line therapies used in one same health system was concerningly high. These are the result of an outdated reimbursement model and the lack of mandatory treatment standard.

AUTHOR'S CONTRIBUTION

Rafael Aliosha Kaliks: Collection and assembly of data, Conception and design, Data analysis and interpretation, Final approval of manuscript, Manuscript writing.

Andre Marques Santos: Collection and assembly of data, Data analysis and interpretation, Final approval

of manuscript, Manuscript writing, Provision of study materials or patient.

Tiago Farina Matos: Conception and design, Data analysis and interpretation, Final approval of manuscript.

Luciana Holtz: Conception and design, Data analysis and interpretation, Final approval of manuscript.

REFERENCES

- Atkins MB, Lotze MT, Dutcher JP, et al. High-dose recombinant interleukin 2 therapy for patients with metastatic melanoma: analysis of 270 patients treated between 1985 and 1993. *J Clin Oncol.* 1999;17(7):2105-1. DOI: <https://doi.org/10.1200/JCO.1999.17.7.2105>
- Chapman PB, Hauschild A, Robert C, et al. Improved survival with vemurafenib in melanoma with BRAF V600E mutation. *N Engl J Med.* 2011 Jun;364(26):2507-16. PMID: 21639808
- Larkin J, Ascierto PA, Dréno B, et al. Combined vemurafenib and cobimetinib in BRAF-mutated melanoma. *N Engl J Med.* 2014 Nov;371(20):1867-76. PMID: 25265494 DOI: <https://doi.org/10.1056/NEJMoa1408868>
- Long GV, Stroyakovskiy D, Gogas H, et al. Combined BRAF and MEK inhibition versus BRAF inhibition alone in melanoma. *N Engl J Med.* 2014 Nov;371(20):1877-88. PMID: 25265492 DOI: <https://doi.org/10.1056/NEJMoa1406037>
- Hodi FS, O'Day SJ, McDermott DF, et al. Improved survival with ipilimumab in patients with metastatic melanoma. *N Engl J Med.* 2010 Aug;363(8):711-23. PMID: 20525992
- Robert C, Thomas L, Bondarenko I, et al. Ipilimumab plus dacarbazine for previously untreated metastatic melanoma. *N Engl J Med.* 2011 Jun;364:2517-2526. DOI: <https://doi.org/10.1056/NEJMoa1104621>
- Robert C, Long GV, Brady B, et al. Nivolumab in previously untreated melanoma without BRAF mutation. *N Engl J Med.* 2015 Jan;372(4):320-330.
- Robert C, Schachter J, Long GV, et al. Pembrolizumab versus ipilimumab in advanced melanoma. *N Engl J Med.* 2015;372(26):2521-32. PMID: 25891173 DOI: <https://doi.org/10.1056/NEJMoa1503093>
- Wolchok JD, Kluger H, Callahan MK, et al. Nivolumab plus ipilimumab in advanced melanoma. *N Engl J Med.* 2013 Jul;369(2):122-133.
- Postow MA, Chesney J, Pavlick AC, et al. Nivolumab and ipilimumab versus ipilimumab in untreated melanoma. *N Engl J Med.* 2015 May;372(21):2006-17. PMID: 25891304 DOI: <https://doi.org/10.1056/NEJMoa1414428>
- Brasil. Agência Nacional de Vigilância Sanitária (ANVISA). Zelboraf® (vemurafenibe) [bula]. Registration of vemurafenib by ANVISA. Rio de Janeiro: Roche Químicos e Farmacêuticos S.A.; 2016. Available from: http://www.anvisa.gov.br/datavisa/fila_bula/frmVisualizarBula.asp?pNuTransacao=15490072016&pldAnexo=3312595
- Brasil. Agência Nacional de Vigilância Sanitária (ANVISA). Yervoy® (ipilimumabe) [bula]. Registration of ipilimumab by ANVISA. São Paulo: Bristol-Myers Squibb Farmacêutica S.A.; 2016. Available from: http://www.anvisa.gov.br/datavisa/fila_bula/frmVisualizarBula.asp?pNuTransacao=24942952016&pldAnexo=4023397
- Brasil. Agência Nacional de Vigilância Sanitária (ANVISA). Opdivo® (nivolumabe) [bula]. Registration of nivolumab by ANVISA. São Paulo: Bristol-Myers Squibb Farmacêutica Ltda.; 2016. Available from: http://www.anvisa.gov.br/datavisa/fila_bula/frmVisualizarBula.asp?pNuTransacao=24595912016&pldAnexo=3997948

14. Brasil. Agência Nacional de Vigilância Sanitária (ANVISA). Keytruda® (pembrolizumabe) [bula]. Registration of pembrolizumab by ANVISA. Campinas: Merck Sharp & Dohme Farmacêutica Ltda.; 2010. Available from: http://portal.anvisa.gov.br/noticias/-/asset_publisher/FXrpx9qY7FbU/content/registrados-medicamentos-inovadores-para-cancer-de-pele/219201/pop_up?inheritRedirect=false
15. Brasil. Portal da Saúde – Sistema Único de Saúde (SUS). Department of Informatics – DATASUS. Available from: <http://www.datasus.gov.br>
16. Ministério da Saúde (BR). Secretaria de Atenção à Saúde. Portaria n. 357, de 08 de abril de 2013. Aprova as Diretrizes Diagnósticas e Terapêuticas do Melanoma Maligno Cutâneo. Diário Oficial da União [Internet], Brasília (DF). 08 abr 2013 [citado Dia mês ANO]. Disponível em: http://bvsms.saude.gov.br/bvs/saudelegis/sas/2013/prt0357_08_04_2013.html
17. Serrone L, Zeuli M, Segal FM, Cognetti F. Dacarbazine-based chemotherapy for metastatic melanoma: thirty-year experience overview. *J Exp Clin Cancer Res.* 2000 Mar;19(1):21-34.
18. Hodi FS, Chiarion-Sileni V, Gonzalez R, et al. Nivolumab plus ipilimumab or nivolumab alone versus ipilimumab alone in advanced melanoma (CheckMate 067): 4-year outcomes of a multicentre, randomized, phase 3 trial. *Lancet Oncol.* 2018 Nov;19(11):1480-1492. DOI: [https://doi.org/10.1016/S1470-2045\(18\)30700-9](https://doi.org/10.1016/S1470-2045(18)30700-9)
19. Kaliks RA, Matos TF, Silva VA, Barros LHC. Differences in systemic cancer treatment in Brazil: my Public Health System is different from your Public Health System. *Braz J Oncol.* 2017;13(44):1-12.